



RFCK2-20 (RFC-20 with mounting fixture is available. Contact us for the details.)

Fair-Surface type with no protrusion of snap or hinge parts

Feature

- Split ferrite cores with plastic housing for easy fixing on assembled cables or cables with connectors.
- Cable tie can assist to hold electric wires and enables the product to be fixed to wire harness. (Excluding GRFC-3/4, RFC-H13, RFC-20)
- Wire guiding system prevents wires from being pinched when winding assembly.
- Light gray or black plastic case color available (except RFC-20), based on the color of your cable.

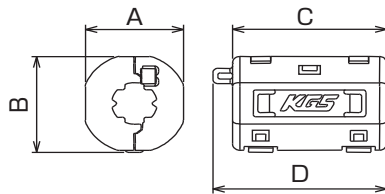
Material

- Ferrite Core: Soft ferrite
- Housing: PA66 (Color: Light gray / Flammability: UL94V-0)
(Color: Black / Flammability: UL94V-2)

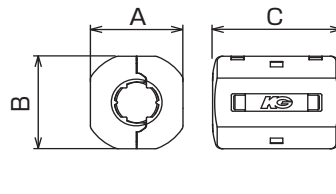
※ Black type has "BK" at the end of the part number.

※ RFC-H13, RFC-20 have different configurations. Contact us for the details.

Profile ①



Profile ②

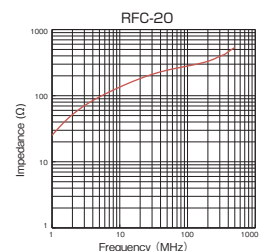
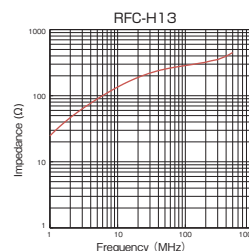
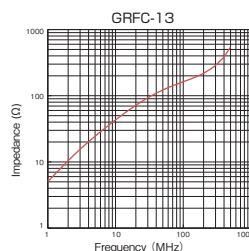
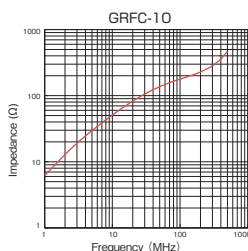
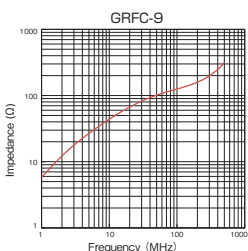
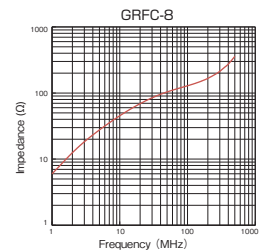
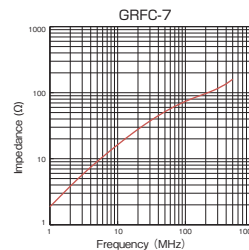
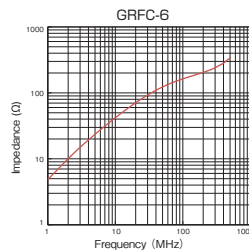
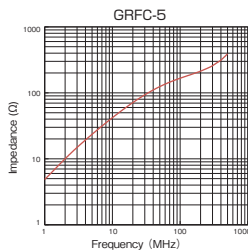
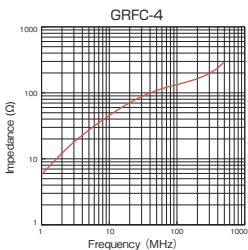
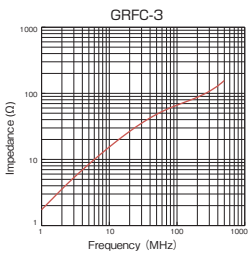


Unit: mm

Part No.	Profile	A	B	C	D	Applicable cable diameter	Impedance* Ω/100MHz (1 turn)
GRFC-3	※	13.7	13.5	18.0	—	φ 3.0~4.0	≧ 35
GRFC-4	※	13.7	13.5	27.5	—	φ 3.5~4.5	≧ 75
GRFC-5	①	18.1	18.4	31.5	35.5	φ 4.5~5.5	≧ 100
GRFC-6	①	18.1	18.4	31.5	35.5	φ 5.5~6.5	≧ 100
GRFC-7	※	14.25	15.8	20.0	24.0	Max. φ 7	≧ 45
GRFC-8	①	20.1	20.4	31.5	35.5	φ 7.5~8.5	≧ 75
GRFC-9	①	20.1	20.4	31.5	35.5	φ 8.5~9.5	≧ 75
GRFC-10	①	26.3	26.4	32.4	37.2	φ 9.5~10.5	≧ 105
GRFC-13	①	29.1	29.4	31.5	36.3	φ 12.5~13.5	≧ 95
RFC-H13	②	29.4	31.7	41.0	—	φ 12.5~13.5	≧ 170
RFC-20	※	40.0	40.0	47.0	—	Max. φ 20	≧ 180

※GRFC-3, GRFC-4, GRFC-7 and RFC-20 have a slightly different configurations. Contact our sales department for details.

Impedance vs frequency



※The values are measured data for reference, not guaranteed.